

# Funky Hearts Pin

designed by Mary Cosgrove

## Materials needed:

- QuickCount® 10-count plastic canvas by Uniek\*
- Kreinik Heavy (#32) Braid 002 Gold, 003 Red
- Kreinik 1/8" Ribbon 012HL Purple Hi Lustre
- DMC Embroidery floss 3689 Mauve
- FabriTac™ Permanent Adhesive by Beacon™
- Scissors
- Plastic Canvas needle (No. 18)
- Backing material: fabric, perforated paper, card stock, etc.
- Pinback

## Instructions:

1. Cut canvas according to graphs, including shaded areas, and as follows:

—Base: 18 x 18 holes

—Background: 16 x 16 holes

—Large Heart: 10 x 10 holes

—Medium Heart: 8 x 8 holes; cut across bar on left side as indicated

—Small Heart: 6 x 6 holes; cut across bar on right side as indicated

2. Using 3 strands of DMC floss Mauve, work the background piece completely in cross stitches. Overcast the edges with mauve using two stitches per hole.

3. Over cast the inside and outside edges of the Large Heart with Kreinik Heavy (#32) Braid 003 Red. Holding Background piece like a diamond, tack top and bottom of Large Heart to background, 5/8" from the top corner with red Heavy Braid.

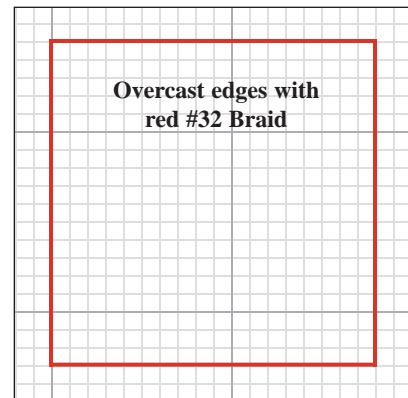
4. Overcast the inside and outside edges of the Medium and Small Hearts with Kreinik 1/8" Ribbon 012HL Purple Hi Lustre. Slide the open side of the Medium Heart through the right side of the Large Heart and tack to close heart through background with purple 1/8" Ribbon. Slide the open side of the Small Heart through the left side of the Large Heart and tack ends to Background with purple 1/8" Ribbon.

5. Using 3 strands of DMC floss in Mauve, whipstitch background to unstitched base, leaving one hole around all edges.

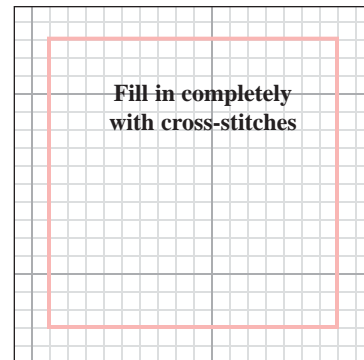
6. Overcast edges of base with Kreinik Heavy (#32) Braid in red, using one stitch per hole.

7. Cut an 18-inch piece of Heavy (#32) Braid in 002 Gold. Glue with Fabri-Tac™ too background, tacking at intervals around three hearts design, while twirling/winding ribbon to make small loops.

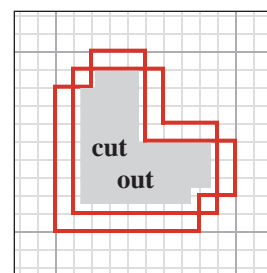
8. Glue backing material to back of pin. Glue pinback to center of backing material.



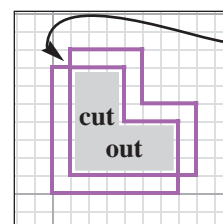
Base:  
18 x 18  
holes



Background  
16 x 16  
holes

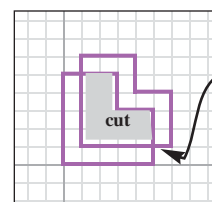


Large Heart:  
10 x 10 holes



Cut across this bar

Medium Heart:  
8 x 8 holes



Cut across this bar

Small Heart:  
6 x 6 holes