

Christmas Tea Ornament Set

Designed by: Susan Leinberger
Skill Level: Intermediate

Make these charming ornaments to decorate a Christmas tree this season. For little girls, moms, daughters and grandmothers, it brings to mind the fun of a Christmas Tea Party.

Materials needed:

- 1/4 sheet 10-count plastic canvas
- #3 Pearl cotton in white
- Kreinik Heavy #32 Braid in 238, 008HL, 002
- Kreinik Medium #16 Braid in 002
- Kreinik 1/8" Ribbon in 003
- #18 tapestry needle



Instructions

1. Cut plastic canvas according to graphs, cutting out center hole on saucer top only, leaving saucer base intact.
2. Stitch pieces as follows: saucer top as graphed, saucer base with white Continental Stitches; one cup and one teapot as graphed, reverse one cup and one teapot and stitch with Continental Stitches and Slanted Gobelins stitches.
3. When background stitching is completed, work embroidery as indicated; do not work embroidery on saucer base.
4. Using Heavy #32 Braid in 238, whipstitch wrong sides of teapot pieces together along inside and outside edges.
5. Following graph, whipstitch wrong sides of cup pieces together along all edges except bottom edge.
6. Using white, whipstitch bottom edges of cup to inside edges on saucer top. using #32 Braid 238, whipstitch wrong sides of saucer top and base together.
7. for hangers. attach desired lengths of gold #16 Braid where indicated to cup and teapot with a Lark's Heat Knot. tie ends together in a knot to form a loop for hanging.

Saucer top and base:
16 holes x 11 holes
Cut 1

Teapot:
31 holes x 28 holes
Cut 2

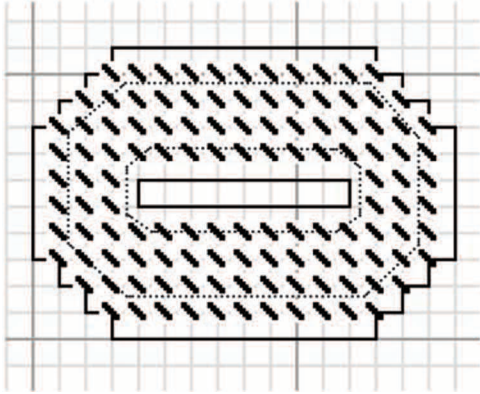
Teacup:
16 holes x 14 holes
Cut 2



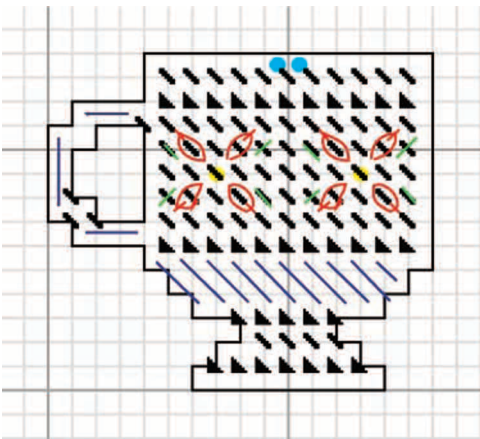
© Copyright 2006 Kreinik. May be reproduced but not sold. Consumer Info: 1-800-537-2166 or www.kreinik.com



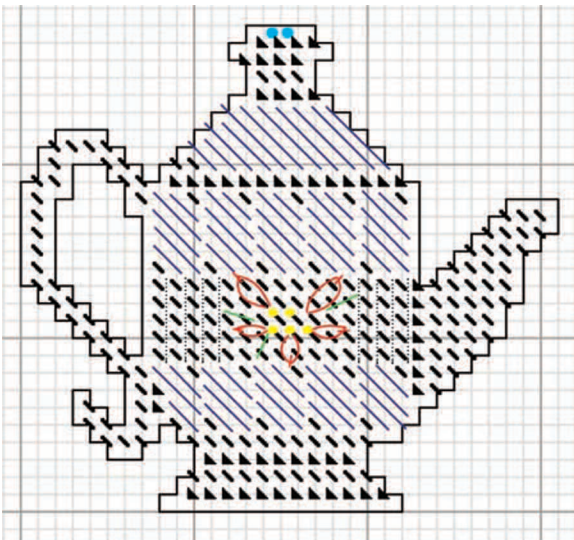
Christmas Tea Ornament Set, page 2



Base



Teacup



Teapot

- ↘ White #3 Pearl Cotton
- ▲ #32 Braid 238 Christmas
- White backstitch & straight stitch
- #32 Braid 008HL Green straight stitch
- 🌸 1/8" 003 Red Lazy Daisy Stitch
- #16 Braid 002 Gold backstitch & straight stitch
- Attach hanger
- #32 Braid 002 Gold French Knot

Key