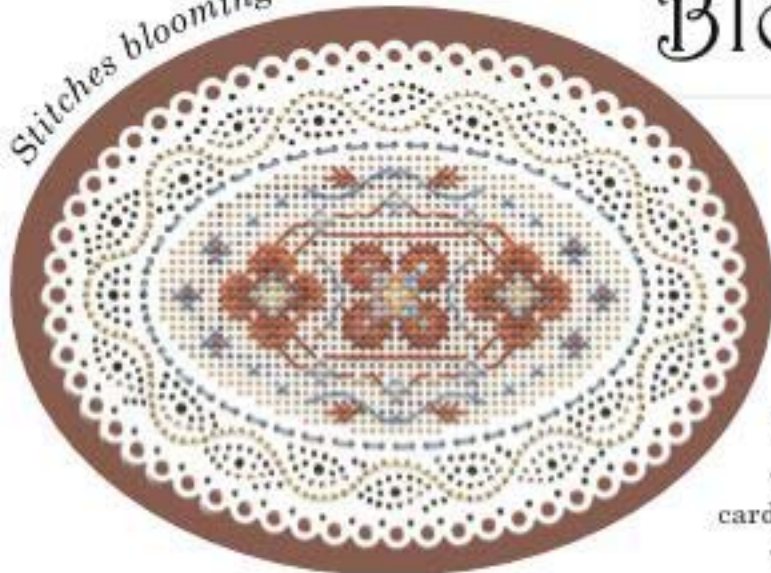


Stitches blooming on paper!

Blossom Sampler



Designed by Amy Law
featuring soft and
beautiful **Kreinik**
Silk Mori® on a
Tokens & Trifles™ sewing card



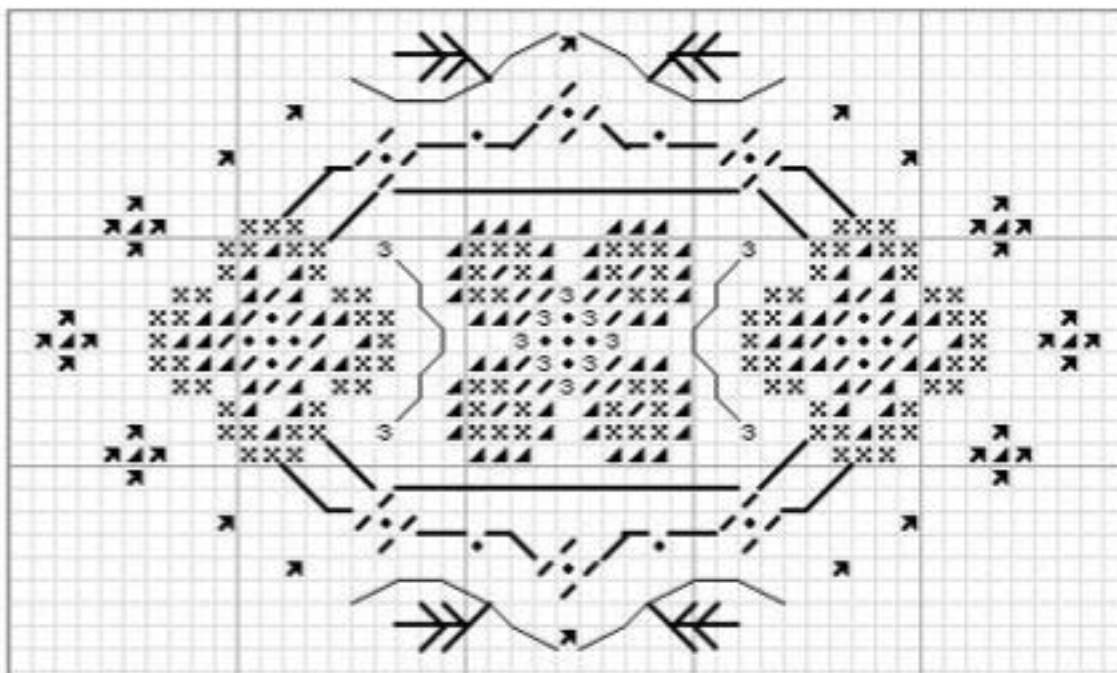
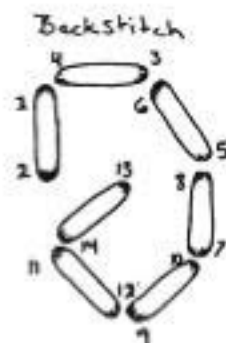
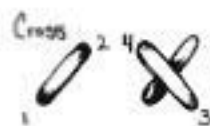
Materials needed:

- 1 package Tokens & Trifles™ Ivy Oval sewing card with backer card and a #28 Tapestry needle
- Kreinik Silk Mori® as listed in color key

Instructions & Color Key:

Cross stitch this design centered on your card following the color key below. When stitching is complete, attach the backer card by making a running stitch, or backstitch in the Ivy border area, stitching through both cards.

- ▲ Silk Mori, 1 strand 3065 Dark Henna in cross stitch
- ◻ Silk Mori, 1 strand 3062 Lightest Henna in cross stitch
- Silk Mori, 1 strand 7084 Medium Straw in cross stitch
- ✓ Silk Mori, 1 strand 5012 Lightest Navy in cross stitch
- ✦ Silk Mori, 1 strand 5022 Very Light Denim in cross stitch
- ✕ Silk Mori, 1 strand 3063 Light Henna in cross stitch
- ／ Silk Mori, backstitch with 1 strand 5022 (the thinner lines on the graph)
- ／ Silk Mori, backstitch with 1 strand 3065



 Kreinik

© Copyright 2007 Kreinik.
May be reproduced.
Kreinik Consumer Info:
1-800-537-2166 or
www.kreinik.com. Visit
the Education section on
www.kreinik.com for
stitching tips.