

HOPPY EASTER bunny pin

DESIGNED BY MARY COSGROVE

Materials needed:

- Quick-Count® 10-ct plastic canvas by Uniek
- Kreinik Heavy (#32) Braid: 008 Green, 092 Star Pink, 100 White
- Kreinik 1/8" Ribbon: 053F Lime
- DMC embroidery floss: 209 Dk Lavender, 741 Med. Tangerine
- Fabri-Tac™ Permanent Adhesive by Beacon™
- Whimsy Glass Bead by Wichelt Imports: one turquoise blue (#5013)
- scissors
- plastic canvas needle (No. 18)
- backing material: fabric, perforated paper, card stock, etc.
- pinback

Instructions:

1. Cut canvas according to graphs, and as follows:

BASE: 18 x 18 holes

BACKGROUND: 16 x 16 holes

BUNNY: 9 x 12 holes

BUTTERFLY: 6 x 6 holes

2. Using three strands of DMC Dark Lavender, work the **background** piece completely in cross stitches. Overcast the edges with Dark Lavender, using two stitches per hole.

3. Work the **bunny** in Kreinik #32 Braid Star Pink in continental stitches. Overcast edges of bunny with #32 Braid in White.

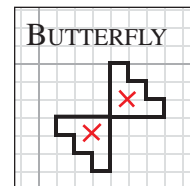
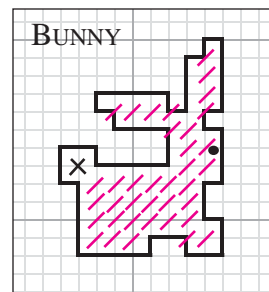
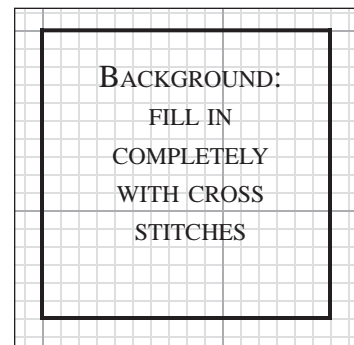
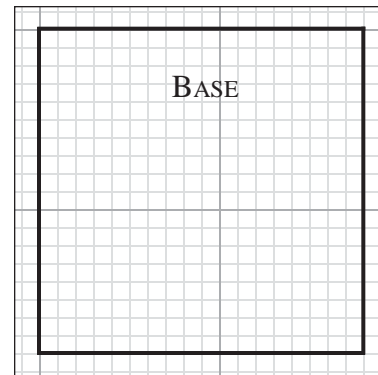
4. Holding background piece like a diamond, tack bunny to background, 3/8" from the top corner and 1/2" from the left corner, with #32 Braid in White, over existing stitches on left ear and bottom edges.

5. Using three strands of DMC Medium Tangerine, work **butterfly** in cross stitches. Overcast the edges with Medium Tangerine, using 2 stitches per hole. Tack the center of the butterfly to the right corner of the background with 1/8" Ribbon Lime.

6. Using three strands DMC Dark Lavender, whipstitch **background** to unstitched **base**, leaving one hole around all edges.

7. Overcast edges of **base** with 1/8" Ribbon in Lime using 1 stitch per hole.

8. Cut an 8-inch piece of #32 Braid Green. Glue with Fabri-Tac™ to background, below **bunny**, tacking at intervals while twirling/winding ribbon to make curly 'grass.' Glue turquoise blue Whimsy Glass Bead to head of bunny at (•) for an eye. Glue backing material to back of pin. Glue pinback to center of backing material.



© Copyright 2003 Kreinik. This chart may be reproduced but not sold.
Kreinik Consumer Info: 1-800-537-2166 or www.kreinik.com

Color Key:

- Heavy (#32) Braid 092 Star Pink
- Heavy (#32) Braid 100 White
- floss 741 Med. Tangerine