



# 24

# ways to use Kreinik #24 Braid


ON NEEDLEPOINT CANVAS DESIGNS • BY *Beth and Suzanne\**




**1. Lazy Daisy Stitch**  
Single motif: Leaf, Flower bud, Decorative accent, Teardrop earring  
Multiple stitches: Bows, Flowers



**2. Stardust Stitch**  
Starry night sky: #060 for dark sky (diagonal stitches), #101, 032, or 001 for stars (tent stitches)




**3. Couching**  
Traditional, in-line and coiled: Couch the Canvas (#24) braid into place with the same color Very Fine (#4) Braid. Curved lines, Straight lines, Letters, Numbers, Outlining, Circular motifs



**4. Double Straight Cross**  
Single motif: Star (001,


001HL, 002, 002HL, 002V, 032 101, 202HL). Stitch pattern: Filigree, crowns, 001, 001HL, 002, 002HL, 002V, 101, 202HL




**5. Rococo**  
Single motif: Ornament, light, jewelry, bow center




**6. Woven Picot**  
Insect Wings 032, Angel Wings 001, 002, 002HL, 002V, 032, 202HL, Leaves




**7. Woven Spider Stitch**  
Bows, Flowers, Ornaments, Jewelry, Wheels, Round holiday candy




**8. Octagonal Rhodes or 2-Color Octagonal Rhodes Stitch**  
Ornaments, Holly berries, Pom poms, Door knob, Jewelry, Round windows



**9. Twisted cord**  
Stems, Borders, Garland, Numbers, Sleigh runners, rope or reins, Dog leash or collar, Broom handle. Decorative trim for finishing




**10. T Stitch**  
Backgrounds, Wallpaper pattern, Tablecloths, Lace, Curtains, Angel wings, Eyeglass lenses, Window panes



**11. Darning patterns**  
Backgrounds, Snow, Sky, Water




**12. Tassel**



**13. Padded Rice Stitch**  
Use Canvas (#24) braid for

the long padding stitches; Borders, Stripes, Stocking cuffs, Fancy baskets




**14. Trellis Couching**  
Use Canvas (#24) braid for the grid; Background, Clothing, Baskets, Lattice, Christmas packages, Borders




**5. Buttonhole stitch on an O-ring**  
Work buttonhole stitch around the O-ring and then attach to the canvas; Wheel, Wreath (continue around the detached buttonhole stitch), Door knocker




**16. Tied Double Cross Stitch**  
Stars, Spoked wheels, Windows, Jewels, Large snowflakes, Lacy clothing




**17. Daisy**  
Stars, Jewelry, Flowers, Eyes



**18. Visible Appliqué**  
Use Canvas (#24) braid to attach the appliqué to the stitched piece.




**19. Upright Oriental Stitch**  
Water, Sky, Background




**20. Long-armed Cross stitch**  
Braid, Borders, Epaulets, Handles



**21. Combine with The real metal thread Jaceron**  
Wind the Canvas (#24) braid inside a stretched length of Jaceron and attach to canvas with plunged ends of the braid; Flower stems, Bird legs, Eyeglasses, Borders, Decorative accents



**22. Horizontal Elongated Smyrna Cross**  
Belt buckles, Shoe buckles, Jewelry



**23. Herringbone Stitch**  
Borders, Stripes, Flower stems



**24. Ruching**  
Pull a single ply from a cut length of braid to gather, couch on canvas into desired shape.

**For more specific stitch instructions see:**

- \* Howren, Suzanne, and Beth Robertson. Stitches For Effect. Alexandria, VA: Self Published, 1996.
- Howren, Suzanne, and Beth Robertson. More Stitches For Effect. Alexandria, VA: Self Published, 1997.
- \* Howren, Suzanne, and Beth Robertson. Even More Stitches for Effect. Alexandria, VA: Self Published, 2000.
- \* Howren, Suzanne, and Beth Robertson. Stitches To Go. Alexandria, VA: Self Published, 2004.
- Howren, Suzanne, and Beth Robertson. New Twists On Needlework Embellishment. Alexandria, VA: Self Published, 2007.

Also:

Willett, Meredith Barnhill and Beth Robertson. Knots Fur & Turkey Work. Alexandria, VA: Self Published, 2005.

**Visit [www.kreinik.com](http://www.kreinik.com) and your local needlepoint store to see Kreinik Canvas #24 Braid.**

 **Kreinik**

© Copyright Kreinik 2008. May be reproduced.  
Kreinik Information: [www.kreinik.com](http://www.kreinik.com)  
or 1-800-537-2166