

SNOW FALLING

Designed by: Amy Law

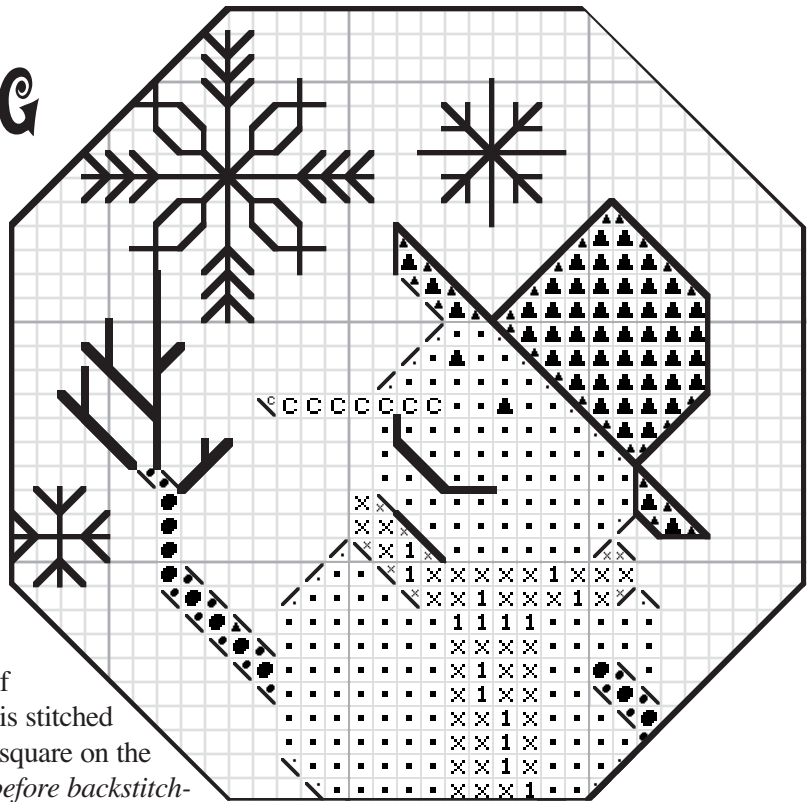
Design Size:

32 stitches wide x 34 stitches high

Materials Needed:

- Britannia or Ivy Circle Tokens & Trifles™ 20-count perforated paper sewing card with #28 Tapestry needle,
- Kreinik thread in colors listed in Color Key, plus one skein of Silk Mori 5104,
- sharp embroidery scissors

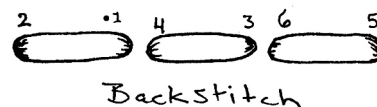
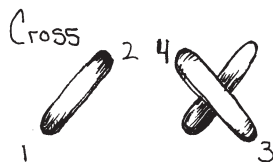
Instructions: Use a #28 needle when working with Tokens and Trifles™ sewing cards. Cross stitch or backstitch using **one** strand of thread, following the color key. This design is stitched over one square on the sewing card so each square on the chart equals one square on the card. *Note: before backstitching, fill in the background with **Silk Mori 5104 Md. Cerulean** in cross stitch.*



Color Key:

- Kreinik #4 Braid 032 Pearl, one strand in cross stitch
- Silk Mori 7136 Dk Mocha, one strand in cross stitch for arms
- ▲ Silk Mori 8050 Black, one strand in cross stitch for hat
- ◻ Silk Mori 2063 Lt Pumpkin, one strand in cross stitch for nose
- 1 Silk Mori 1119 Garnet, one strand in cross stitch for scarf
- × Silk Mori 3017 Vy Dk Coral, one strand in cross stitch for scarf
- ▨ Silk Mori 8050 Black, one strand in backstitch for mouth and hat
- ▩ #4 Braid 1432 Blue Ice, one strand, backstitch or straight stitch
- ▧ Silk Mori 7136 Dk Mocha, one strand in backstitch for arms

Finishing instructions: Using an archival-safe glue or tape, attach backer card to the back of your needlework. Alternate: you can use extra strands of Mori to stitch in the decorative border, attaching the two cards.



Kreinik threads plus Tokens & Trifles™ sewing cards available in needlework stores. Visit the store locator on www.kreinik.com to find a store or mail order source near you.

© Copyright 2007 Kreinik May be reproduced but not sold.
Consumer Info: 1-800-537-2166 or www.kreinik.com