

Noah's Ark Bookmark

From Kreinik, featuring




Design Size: about 2" wide by 3" high

Materials Needed: • rectangle Tokens & Trifles™ 20-count perforated paper sewing card with #28 Tapestry needle, • Kreinik thread in colors listed in Color Key, • 1" ribbon, • 1" Treasure Tape or glue • sharp embroidery scissors

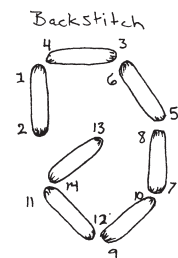
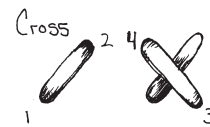
Instructions: Use a #28 needle when working with Tokens and Trifles™ sewing cards. Cross stitch using one strand of thread, following the color key. This design is stitched over one square on the sewing card so each square on the chart equals one square on the card.

Finishing instructions: Use extra strands of Mori to stitch in the decorative dotted border, thereby attaching the stitched card and the backer card (which comes in your Tokens& Trifles package). Then, using double-sided Treasure Tape or glue, attach your stitched design to the 1" bookmark ribbon.



Color Key:

- ▲ Silk Mori 5095 Md Royal Blue, one strand in cross stitch
- + Silk Mori 4034 Md Kelly Green, one strand in cross stitch
- ◇ Silk Mori 2015 Md Dk Gold, one strand in cross stitch
- R Silk Mori 2063 Lt Pumpkin, one strand in cross stitch
- ⋮ Silk Mori 8000 Soft White, one strand in cross stitch
- Silk Mori 8050 Black, one strand in cross stitch
- ⊗ Silk Mori 8084 Md Gray, one strand in cross stitch
- ÷ Silk Mori 7133 Lt Bark, one strand in cross stitch
- ⊕ Silk Mori 7135 Md. Dk. Mocha, one strand in cross stitch
- ／ Silk Mori 5095, one strand in backstitch



© Copyright 2008 Kreinik Mfg. Co., Inc. May be reproduced but not sold. Tokens, Tape, and Mori available from Kreinik. Consumer Info: 1-800-537-2166 or www.kreinik.com. For more info on Tokens & Trifles™ visit www.tokensandtrifles.com. For info on Stitching for Literacy, visit www.jenfunkweber.com.