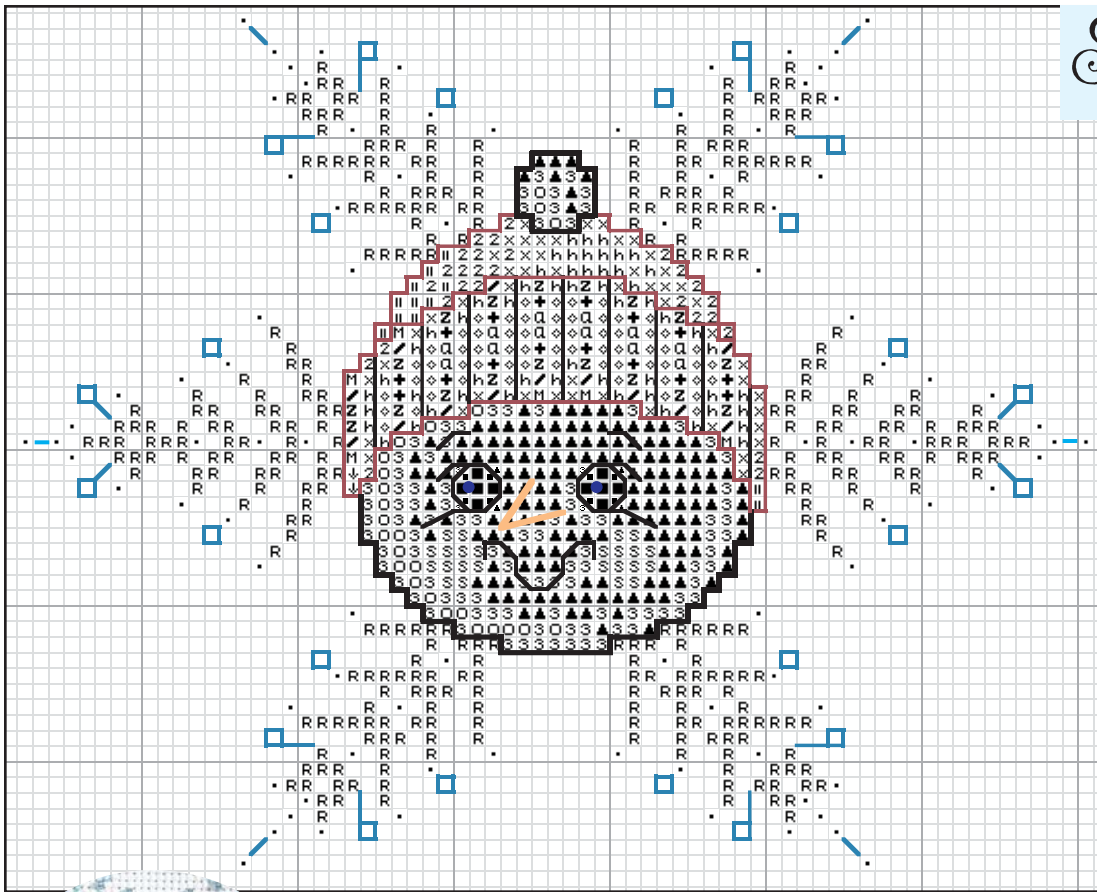


Snowflake Moe



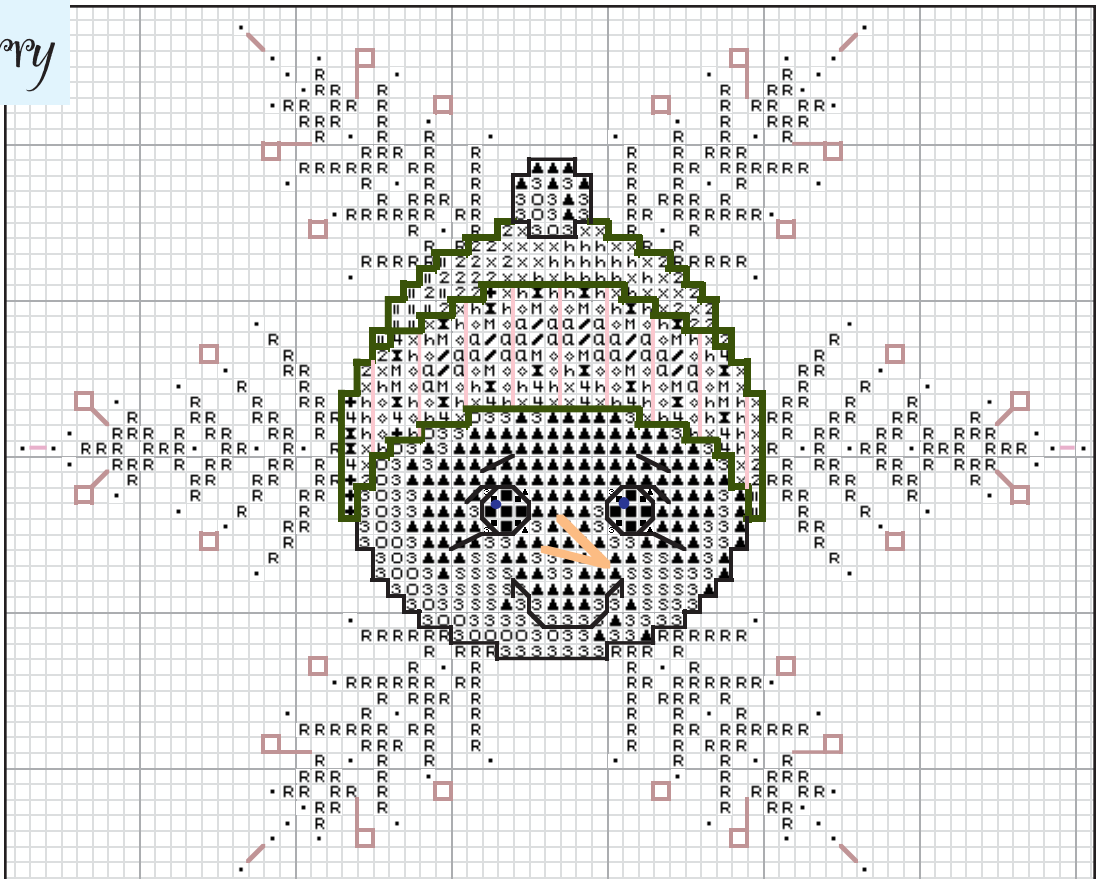
- DMC 310
- ▨ DMC 597
- ◻ DMC 747
- ⊗ DMC 818
- ▯ DMC 3685
- ⊞ DMC 3803
- ⊗ DMC 3687
- ⊞ DMC 3688
- ⊞ DMC 3689
- ⊞ DMC 3811
- ⊞ DMC 3810
- Magnifica Beads 10044
- ▲ #4 BRAID 032 Pearl
- ◻ #4 BRAID 094 Star Blue
- ⊗ #4 BRAID 194 Lt Blue
- ⊞ #4 BRAID 3214 Blue Zircon
- ⊞ DMC 598
- ⊞ DMC 3809
- ▨ DMC 310: eyes, brows, mouth
- ▨ DMC 747: stripes on hat
- ▨ DMC 3685: hat
- ▨ DMC 3825: nose
- ▨ #4 BRAID 3214: snowflake
- ▨ #4 032: snowman, pom-pom
- French Knot DMC White



Cross stitch this design using two strands of floss or one strand of Kreinik Braid according to color key. • Backstitch with one strand of DMC—except for nose which uses two strands—or one strand of Kreinik Braid according to color key. • French knots on eyes are made with 2 strands of white floss. • Attach beads with one strand DMC White making a cross stitch through the bead.


Snowflake Flurry

- DMC 310
- 4 DMC 3803
- ▨ DMC 3687
- ▨ DMC 3689
- ◻ DMC 772
- ⊗ DMC 818
- ▯ DMC 895
- ⊞ DMC 3345
- ⊗ DMC 3346
- ⊞ DMC 3347
- ⊞ DMC 3348
- ⊞ DMC 3685
- ⊞ DMC 3688
- Magnifica Beads 10026
- ▲ #4 BRAID 032 Pearl
- ◻ #4 BRAID 094 Star Blue
- ⊗ #4 BRAID 194 Light Blue
- ⊞ #4 BRAID 3237 Rose Quartz
- ▨ DMC 310: eyes, eyebrows, mouth
- ▨ DMC 3689: hat
- ▨ DMC 895: stripes on hat
- ▨ DMC 3825: nose
- ▨ #4 BRAID 3237: snowflake
- ▨ #4 BRAID 032: snowman, pom-pom
- French Knot with DMC White



Cross stitch this design centered on the fabric using two strands of DMC floss or one strand of Kreinik Braid according to color key. • Backstitch with one strand of DMC, except for nose which uses two strands, or one strand of Kreinik Braid according to color key. • French knots on eyes are made with 2 strands of DMC white floss. • Attach beads with one strand DMC White making a cross stitch through the bead.

We make threads for your stitching pleasure.
Consumer Info: 1-800-537-2166
 Needle Time appears in Kreinik's Online
 newsletter, Reflections. Visit
www.kreinik.com
 for info on how to subscribe
 to this freebie.
 © Copyright 2003 Kreinik



Kreinik

make her feel cool-
 er!
 "You know, they
 say it is going to be
 a hot summer. Do
 you suppose we will
 be able to make all
 our holiday decora-
 tions by September?
 We will need to
 keep cool after all,"
 Aunt Lilly said.
 "I would like that very much," Molly
 said. There was nothing Molly liked
 more than spending time with her
 Aunt Lilly during their special Needle-
 Time. No matter what they created
 together - it was always fun.



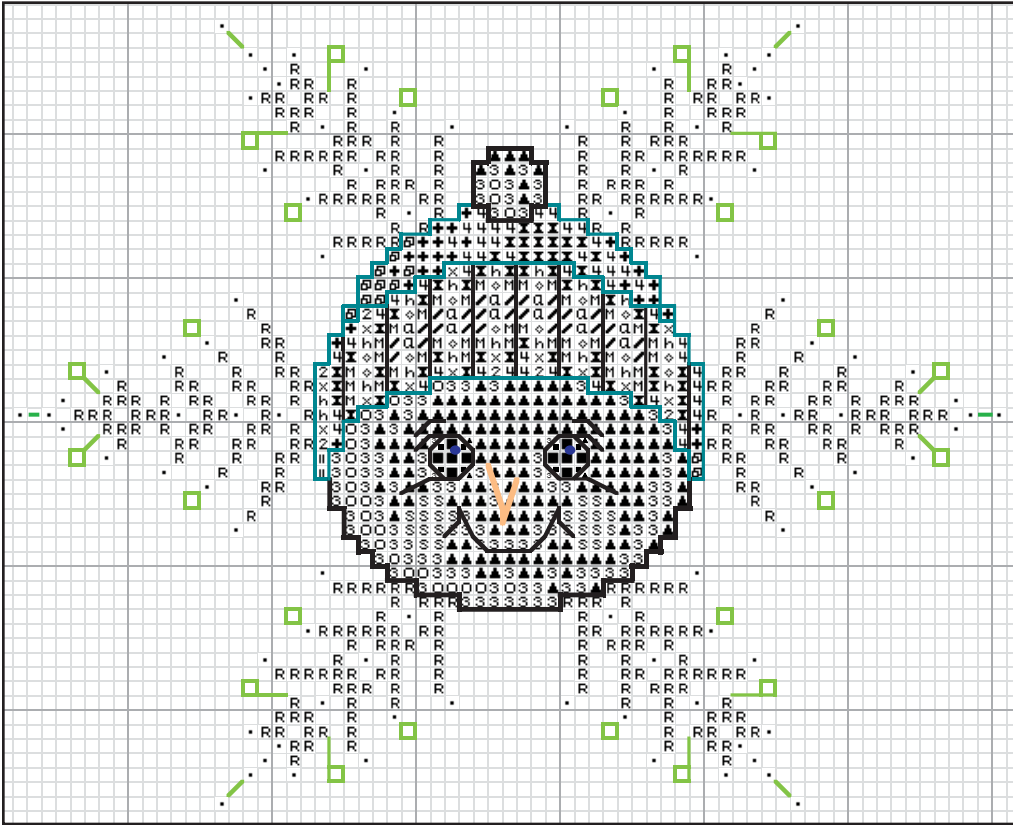
too hot. "Aunt Lilly, how can stitching
 a corded tassel - and as they hung
 them from the spindled porch, Molly
 realized that she had forgotten all
 about being hot. Aunt Lilly was right,
 the thought of snowflakes really did

Aunt Lilly replied.
 It would take a
 lot of imagination
 on this sweltering
 day, Molly thought.
 She looked out at
 the blazing sun and
 felt beads of sweat
 travel down her
 back as she leaned
 forward to take
 the piece of fabric
 from Aunt Lilly. But, she was willing to
 try anything to cool down.
 Aunt Lilly helped Molly put her fab-
 ric in the frame and showed her
 where she should put her first stitch.
 Before long, Molly and Aunt Lilly's
 snowflakes began to transform before
 their very eyes. The bright eyes smiled
 back at Molly after she stitched the
 white French knot in their centers and
 the smile beamed with brightness after
 she backstitched the lips. The threads
 really made the snowflake come to life.
 They sparkled and made the
 snowflakes seem real. They shimmered
 and looked just like frost.
 Aunt Lilly showed Molly how to add
 the finishing touch to their snowflakes -

from the "Needle Time" series by
 Penelope Gardena
 It was Saturday and Molly had just
 arrived at Aunt Lilly's house for
 their special Needle-Time. Every
 Saturday they got together to stitch.
 Aunt Lilly taught her how to make
 beautiful things and Molly looked for-
 ward to her lessons each week. But,
 this week was different. It was an
 unbearably hot day and Molly didn't
 feel up to doing anything. It was too
 hot to move. Not even the fan offered
 a break from the humidity. Even Aunt
 Lilly's dog, Shilo, buried herself under
 the porch to escape the heat.
 "I have an idea how we can cool off,"
 Aunt Lilly said.
 Unless it involved jumping in a cold
 lake, Molly couldn't see how anything
 would be refreshing.
 "Let's make snowflakes!" Aunt Lilly
 said.
 "Snowflakes in July?" Molly asked.
 Out of her tote bag, Aunt Lilly pulled
 two pieces of fabric, needles, shiny
 metallic threads, embroidery floss, and
 a snowflake chart she had bought a
 while back.
 She usually couldn't wait to stitch
 with her Aunt, but today she just felt

Threads in July

NOTE: EACH SQUARE ON THE CHART EQUALS ONE FABRIC THREAD. © COPYRIGHT 2003 KREINIK



- DMC 310
- 4 DMC 597
- ⌘ DMC 598
- ⌘ DMC 747
- DMC 772
- ⊖ DMC 818
- || DMC 895
- ⌘ DMC 3345
- ⌘ DMC 3346
- h DMC 3347
- ⊖ DMC 3348
- ⊖ DMC 3809
- + DMC 3810
- M DMC 3811
- Magnifica Beads 10029
- ▲ #4 BRAID 032 Pearl
- #4 BRAID 094 Star Blue
- ⊖ #4 BRAID 194 Lt Blue
- R #4 BRAID 3215 Peridot
- ▬ DMC 310: eyes, eyebrows, mouth
- ▬ DMC 772: stripes on hat
- ▬ DMC 3809: hat
- ▬ DMC 3825: nose (use two strands)
- ▬ #4 BRAID 3215: snowflake
- ▬ #4 BRAID 032: snowman, pom-pom
- French Knots on eyes with DMC White (use two strands)

Kreinik

Materials needed to stitch Merry, Moe & Flurry:

- Kreinik Very Fine (#4) Braid™ and DMC floss as listed in color keys
- Mill Hill Magnifica Beads as listed in color keys
- White 16-count Aida fabric for each

Snowflake Merry

Cross stitch following color key,
 using two strands of DMC
 floss or one strand of Kreinik
 Braid. • Backstitch with one strand
 of floss or one strand of Braid.
 • Attach beads with one strand
 DMC White making a cross stitch
 through the bead.

