

Believe in Yourself

Designed by
Sharon Pope

Design size: 100 x 71

Materials needed:

- 16-count Aida in white
- Kreinik thread as listed in color key
- #24 Tapestry needle and embroidery scissors

Instructions:

Each square on the chart equals one fabric thread. Follow the color key at right to stitch this design centered on your fabric. Use the Braid as it comes, straight from the reel, do not separate it into plies.



© Copyright 2014
Consumer info:
1-800-537-2166 or
www.kreinik.com



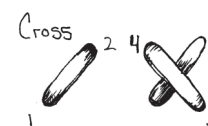
Color Key:

- ✕ Silk Mori 2024 Md Buttercup, 2 strands in cross stitch
- Very Fine #4 Braid 092 Star Pink, in cross stitch
- ⊗ Silk Mori 1033 Light Pink, 2 strands in cross stitch
- Silk Mori 5204 Md Periwinkle, 2 strands in cross stitch
- Silk Mori 4033 Lt Kelly Green, 2 strands in cross stitch

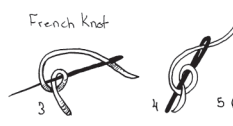
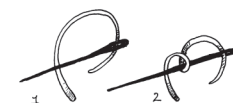
- ◆ French Knots with 2 strands/2 wraps Mori 2024
- French Knots with 2 strands/2 wraps Mori 5204
- Backstitch 1 strand Mori 4034
- Backstitch 2 strands Mori 5204
- Backstitch 1 strand Mori 5204



Backstitch



Cross



French Knot