

Kreinik **THREAD AND STITCH GUIDE FOR** **The Princess & Me - Hats for Halloween**

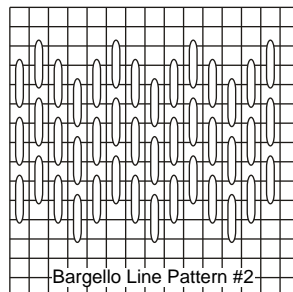
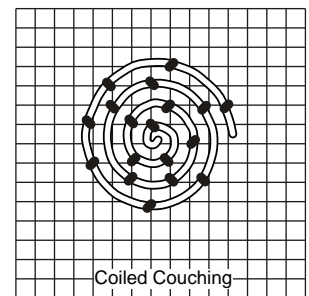
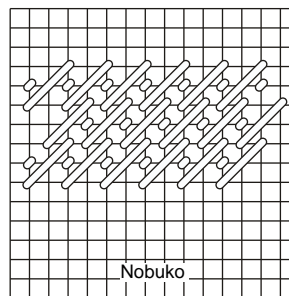
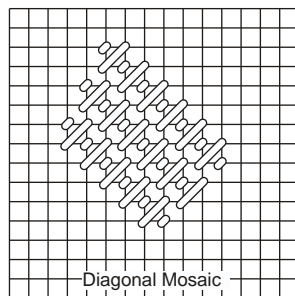
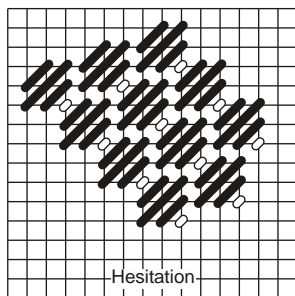
SUGGESTED THREAD LIST

1 reel Kreinik Silk Serica 8050	1 reel Kreinik Tapestry (#12) Braid 015L
1 reel Kreinik Very Fine (#4) Braid 027L	1 reel Kreinik Tapestry (#12) Braid 026L
1 reel Kreinik Tapestry (#12) Braid 002L	1 reel Kreinik 1/16" Ribbon 027L
1 reel Kreinik Tapestry (#12) Braid 005L	

STITCHING INSTRUCTIONS

1. The green and purple hat is worked in the Hesitation stitch. For the upper portion of the hat use 1 strand of Kreinik Tapestry (#12) Braid 015L for the black stitches 1 strand of Kreinik Tapestry (#12) Braid 026L for the white stitches. Work the hat brim in the same stitch all in color 015L.
2. The black hat is worked in Diagonal Mosaic. Use 1 strand of Kreinik Silk Serica 8050.
3. The purple hat is worked in Nobuko. Use 1 strand of Kreinik Tapestry (#12) Braid 026L.
4. The hatbands and gold buckles are all worked in Tent stitch. Use 1 strand of Kreinik Tapestry (#12) Braid 005L for the black bands, 1 strand of Kreinik Tapestry (#12) Braid 015L for the green band, and 1 strand of Kreinik Tapestry (#12) Braid 002L for the gold buckles.
5. The black circles are worked in Coiled Couching. Use 1 strand of Kreinik Tapestry (#12) Braid 005L for the coils and couch into place with 1 strand of Kreinik Very Fine (#4) Braid 027L.

The background is worked in Bargello Line Pattern #2. Use 1 strand of Kreinik 1/6" Ribbon 027L.



This guide provides basic stitch suggestions. For more specific stitch instruction see:
Howren, Suzanne, and Beth Robertson. *Stitches For Effect*. Alexandria, VA: Self Published, 1996.
Howren, Suzanne, and Beth Robertson. *More Stitches For Effect*. Alexandria, VA: Self Published, 1997.
Howren, Suzanne, and Beth Robertson. *Even More Stitches for Effect*. Alexandria, VA: Self Published, 2000.
Howren, Suzanne, and Beth Robertson. *Stitches To Go*. Alexandria, VA: Self Published, 2004.
Howren, Suzanne, and Beth Robertson. *New Twists on Needlework Embellishment*. Alexandria, VA: Self Published, 2007.