

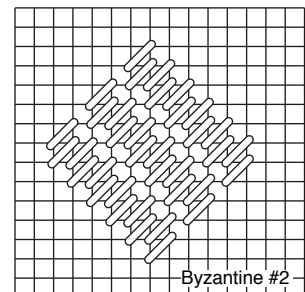
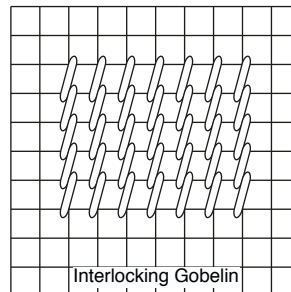

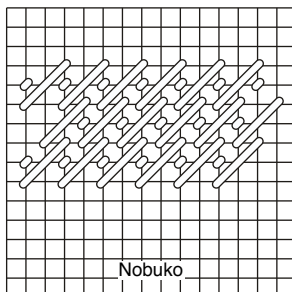
### SUGGESTED THREAD LIST

1 skein Kreinik Silk Mori 8000  
1 reel Kreinik Fine (#8) Braid 001L

1 reel Kreinik Fine (#8) Braid 002L  
1 reel Kreinik 1/16" Ribbon 033L

### STITCHING INSTRUCTIONS

1. The rabbit tale is worked in French Knots. Use 3 strands of Kreinik Silk Mori 8000. The white rabbit is worked in the Nobuko stitch. Use 3 strands of Kreinik Silk Mori 8000.
2. The stars are worked in a Star Filling stitch variation. Use 1 strand of Kreinik Tapestry (#12) Braid 001L.
3. The moon is worked in Interlocking Gobelins. Use 1 strand of Kreinik Fine (#8) Braid 002L.
4. The sky is worked in Byzantine #2. Use 1 strand of Kreinik 1/16" Ribbon 033L.



This guide provides basic stitch suggestions. For more specific stitch instruction see:  
Howren, Suzanne, and Beth Robertson. *Stitches For Effect*. Alexandria, VA: Self Published, 1996.  
Howren, Suzanne, and Beth Robertson. *More Stitches For Effect*. Alexandria, VA: Self Published, 1997.  
Howren, Suzanne, and Beth Robertson. *Even More Stitches for Effect*. Alexandria, VA: Self Published, 2000.  
Howren, Suzanne, and Beth Robertson. *Stitches To Go*. Alexandria, VA: Self Published, 2004.  
Howren, Suzanne, and Beth Robertson. *New Twists on Needlework Embellishment*. Alexandria, VA: Self Published, 2007.